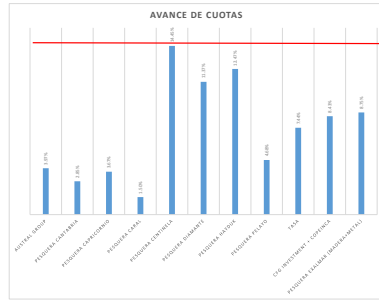


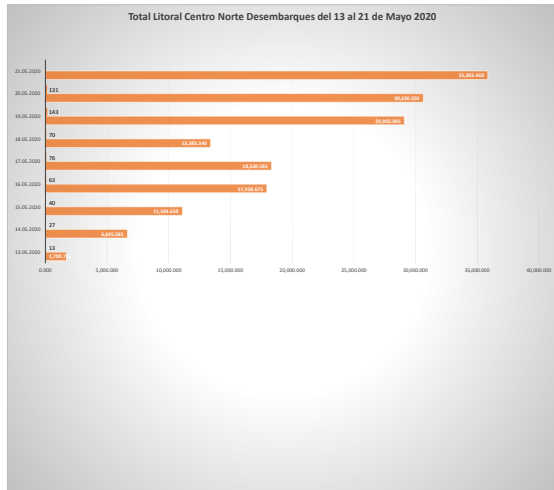
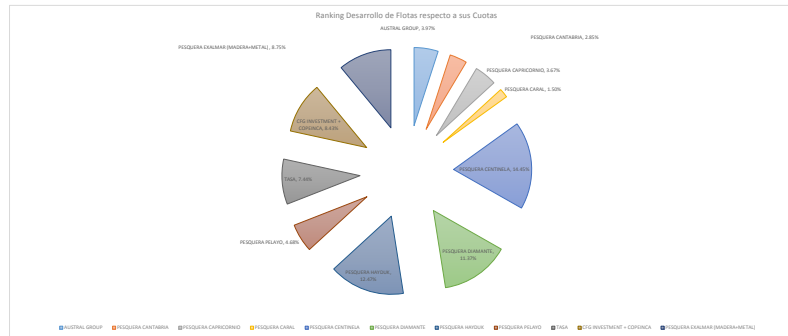
- AUSTRAL GROUP
- PESQUERA CANTABRIA
- PESQUERA CAPRICORNIO
- PESQUERA CARAL
- PESQUERA CENTINELA
- PESQUERA DIAMANTE
- PESQUERA HAYDUK
- PESQUERA PELAYO
- TASA
- CFG INVESTMENT + COPEINCA
- PESQUERA EXALMAR (MADERA+METAL)

- 3.97%
- 2.85%
- 3.67%
- 1.50%
- 14.45%
- 11.37%
- 12.47%
- 4.68%
- 7.44%
- 8.43%
- 8.75%



Avance Centro Norte=

6.82%



#### Análisis de Sensibilidad 4

#### Desembarques Diarios por EMPRESAS 21.05.2020

AUSTRAL GROUP	2,042.680	12	5.70%	AUSTRAL GROUP
CANTABRIA	0.000	0	0.00%	CANTABRIA
CFG INVESTMENT	2,345.570	7	6.54%	CFG INVESTMENT
COPEINCA	4,600.085	17	12.83%	COPEINCA
CIA PESQUERA DEL PACIFICO CENT	799.900	3	2.23%	CIA PESQUERA DEL PACIFICO CENTRO
GER EXPORT	661.645	6	1.85%	GER EXPORT
PESQUERA CANTABRIA	659.430	2	1.84%	PESQUERA CANTABRIA
PESQUERA CAPRICORNIO	189.985	2	0.53%	PESQUERA CAPRICORNIO
PESQUERA CARAL	527.955	2	1.47%	PESQUERA CARAL
PESQUERA CENTINELA	1,518.135	7	4.23%	PESQUERA CENTINELA
PESQUERA DIAMANTE	4,906.270	17	13.68%	PESQUERA DIAMANTE
PESQUERA EXALMAR	6,618.010	40	18.46%	PESQUERA EXALMAR
PESQUERA HAYDUK	3,519.965	10	9.82%	PESQUERA HAYDUK
PESQUERA JAJA	0.000	0	0.00%	PESQUERA JAJA
PESQUERA PELAYO	0.000	0	0.00%	PESQUERA PELAYO
PROCESADORA DEL CAMPO	0.000	0	0.00%	PROCESADORA DEL CAMPO
TASA	7,465.830	29	20.82%	TASA
<b>TOTAL</b>	<b>35,855.460</b>	<b>154</b>		<b>TOTAL</b>

#### Desembarques Diarios TM por EMPRESAS 21.05.20

