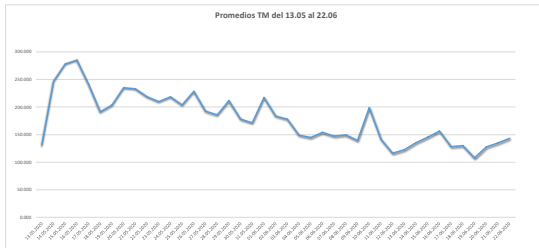
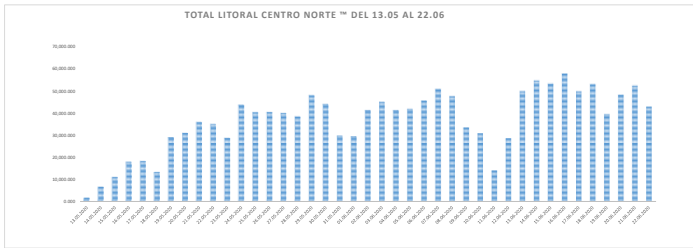


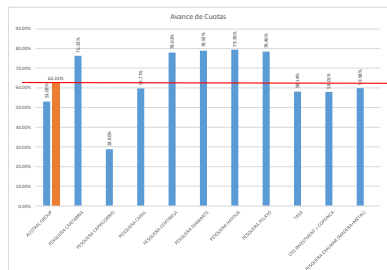
07.06.2020	50,776.900	345
08.06.2020	47,518.285	318
09.06.2020	33,428.490	240
10.06.2020	30,780.535	155
11.06.2020	14,020.680	99
12.06.2020	28,599.835	246
13.06.2020	49,754.890	406
14.06.2020	54,591.130	403
15.06.2020	53,175.825	366
16.06.2020	57,708.445	369
17.06.2020	49,707.815	388
18.06.2020	52,941.335	407
19.06.2020	39,457.650	366
20.06.2020	48,192.420	378
21.06.2020	52,289.000	388
22.06.2020	42,831.040	299

07.06.2020	147.179
08.06.2020	149.429
09.06.2020	139.285
10.06.2020	198.584
11.06.2020	141.623
12.06.2020	116.259
13.06.2020	122.549
14.06.2020	135.462
15.06.2020	145.289
16.06.2020	156.391
17.06.2020	128.113
18.06.2020	130.077
19.06.2020	107.808
20.06.2020	127.493
21.06.2020	134.765
22.06.2020	143.248

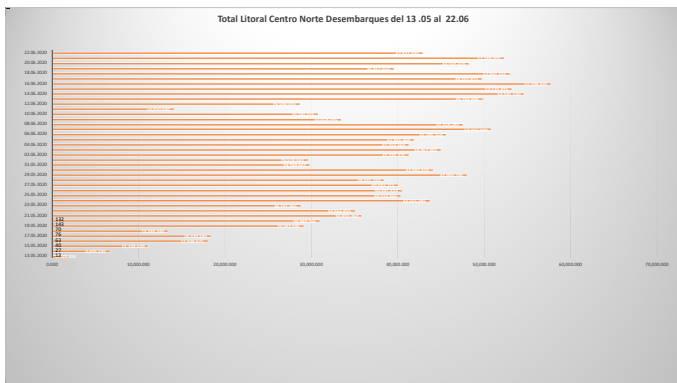
Promedios **37,586.182** **233**



- AUSTRAL GROUP 53.09%
- PESQUERA CANTABRIA 76.33%
- PESQUERA CAPRICORNIO 28.80%
- PESQUERA CARAL 59.77%
- PESQUERA CENTINELA 78.03%
- PESQUERA DIAMANTE 78.92%
- PESQUERA HAYDUK 79.39%
- PESQUERA PELAYO 78.46%
- TASA 58.14%
- CFG INVESTMENT + COPEINCA 58.01%
- PESQUERA EXALMAR (MADERA+METAL) 59.98%



Avance Centro Norte= **62.31%**



Análisis de Sensibilidad 4

Desembarques Diarios por EMPRESAS 22.06.2020

AUSTRAL GROUP	2,636.900	10	6.16%	AUSTRAL GROUP	
CANTABRIA	0.000	0	0.00%	CANTABRIA	
CFG INVESTMENT	674.500	2	1.57%	CFG INVESTMENT	
COPEINCA	10,698.400	75	24.98%	COPEINCA	
CSA PESQUERA DEL PA	0.000	0	0.00%	CSA PESQUERA DEL PACIFICO CENTRO	
GER EXPORT	434.700	6	1.01%	GER EXPORT	
PESQUERA CANTABRIA	754.820	3	1.76%	PESQUERA CANTABRIA	
PESQUERA CAPRICORNIO	130.605	1	0.30%	PESQUERA CAPRICORNIO	
PESQUERA CARAL	284.405	4	0.66%	PESQUERA CARAL	
PESQUERA CENTINELA	2,161.995	17	5.05%	PESQUERA CENTINELA	
PESQUERA DIAMANTE	4,456.505	27	10.40%	PESQUERA DIAMANTE	
PESQUERA EXALMAR	6,220.245	67	14.52%	PESQUERA EXALMAR	
PESQUERA HAYDUK	5,360.985	40	12.52%	PESQUERA HAYDUK	
PESQUERA IADA	0.000	0	0.00%	PESQUERA IADA	
PESQUERA PELAYO	407.670	2	0.55%	PESQUERA PELAYO	
PROCESADORA DEL	0.000	0	0.00%	PROCESADORA DEL CAMPO	
TASA	8,609.310	45	20.10%	TASA	
TOTAL	42,831.040	299		TOTAL	

