

Análisis de Sensibilidad de la Pesca en el Perú del 13.05 al 05.07.2020

	Avance TM	Desembarques	Promedio TM	Avance
Del 13.05 al 31.05.2020	555,229.105	2653	208.530	22.93%
Del 01.06 al 30.06.2020	1,137,236.740	9360	141.799	55.90%
Del 01.07 al 05.07.2020	171,609.945	1235	138.955	7.11%

Análisis de Sensibilidad 1	
Cuota=	2,413,000 TM
Avance Centro Norte=	85.04%
Días de pesca=	54
Días faltantes según promedio=	9.50

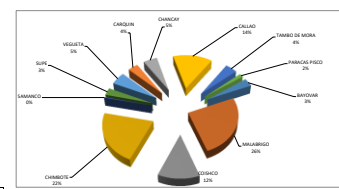
Promedio en porcentaje=	1.57%
Promedio de la temporada=	38,001.404 TM
Saldo de la temporada=	360,924.210 TM

Pesca anterior	13.05 al 05.07.2020	Promedio Nacional al día 05.07.2020	2,052,075.79	Descargas Centro-Norte 05.07.20	227
----------------	---------------------	-------------------------------------	--------------	---------------------------------	-----

Descarga Anterior	Viajes Anteriores	Descarga	Viajes
		5.07	5.07

Total litoral	2,052,075.790	Total Desembarques=	13248	1ra Temporada 2020	Total
BANIVAR	69,266.330	3.38%	860	Promedio	78.712
MALABRIGO	525,624.255	25.61%	3268	Especie	Engraulis Rigens
COISHO	253,865.700	12.37%	1637	Engraulis Rigens	Anchoa Nasus
CHIMBOTE	445,752.670	21.72%	3261	Engraulis Rigens	
SAMANCO	6,421.975	0.31%	27	Engraulis Rigens	
SUPE	62,101.115	3.03%	308	Engraulis Rigens	
VEGUETA	109,172.320	5.32%	474	Engraulis Rigens	
CARQUIN	74,257.385	3.62%	723	Engraulis Rigens	
CHANCAY	101,273.180	4.94%	519	Engraulis Rigens	
CALLAO	287,085.385	13.99%	1606	Engraulis Rigens	
TAMBO DE MORA	87,798.755	4.28%	425	Engraulis Rigens	
PARACAS PISCO	29,456.720	1.44%	120	Engraulis Rigens	

Participación de los Puertos en la Pesca Nacional



Total Pesca Centro Norte	2,052,075.790	100.00%	13248	154.897	2,019,047.86	13021	33,027.935	227	145.498	100.00%
--------------------------	---------------	---------	-------	---------	--------------	-------	------------	-----	---------	---------

Análisis de Sensibilidad 2

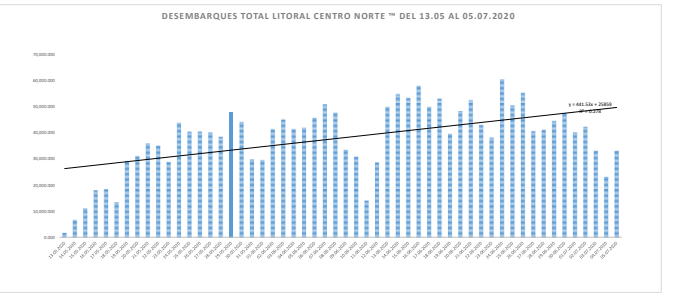
Desembarques	Total TM	Total Desembarques	Promedio	%	Cuota	Pesca	Saldo	% de Avance	Terceros (Aprox)	% Nacional	Total E/P (M3)	E/P Nominadas (M3)	E/P Pescando (M3)	Total Capacidad Bodega (M3)	Total Capacidad Bodega Pescando (M3)	% Utilización	Siniestrado
AUSTRAL GROUP	144,412.045	908	159.044	7.04%	168,537.90	125,788.570	42,749.330	74.64%	18,623.475	0.77%	20	20	17	11,002.82	9,710.49	88.25%	
PESQUERA CANTABRIA	44,044.085	231	190.667	2.15%	42,408.48	41,109.270	1,299.210	96.94%	2,934.815	0.12%	11	10	7	3,621.38	2,687.49	74.21%	
PESQUERA CADAL	17,312.790	83	208.568	0.84%	17,737.09	7,076.165	10,660.929	39.89%	2,003.845	0.08%	7	5	5	1,373.81	835.20	60.79%	
PESQUERA DIAMANTE	263,875.460	1144	221.001	12.86%	205,112.13	205,012.760	99.370	99.95%	58,862.700	2.44%	31	26	24	13,469.19	10,395.07	77.18%	1
PESQUERA EXALMAR & Asociados	335,451.615	3028	110.783	16.35%	315,804.04	266,839.270	48,964.770	84.50%	68,612.345	2.84%	31	26	24	13,469.19	10,395.07	77.18%	
PESQUERA HAYDUK	238,486.370	1606	148.497	11.62%	160,754.78	157,560.340	3,194.440	98.01%	80,926.030	3.35%	19	19	17	9,338.98	8,105.22	86.79%	
PESQUERA Pelayo	11,670.045	64	182.344	0.57%	15,565.29	15,522.630	42.660	99.73%	-3,852.585	-0.16%	4	3	3	1,361.32	1,168.15	85.81%	
TOTAL	2,052,026.338	13248	154.893	100.00%							48	46	39	20,786.68	17,217.41	82.83%	

Análisis de Sensibilidad 3

1ra Temporada 2020	Total Litoral Centro Norte May-Jun-Jul 2020	Total Litoral Centro Norte Desembarques
13.05.2020	1,709.735	13
14.05.2020	6,645.585	27
15.05.2020	11,104.630	40
16.05.2020	17,938.675	63
17.05.2020	18,320.585	76
18.05.2020	13,383.340	70
19.05.2020	29,092.045	143
20.05.2020	30,980.265	132
21.05.2020	35,855.460	154
22.05.2020	34,966.875	160
23.05.2020	28,731.095	137
24.05.2020	43,655.385	200
25.05.2020	40,314.060	198
26.05.2020	40,397.315	177
27.05.2020	40,033.215	208
28.05.2020	38,391.260	207
29.05.2020	47,939.795	227
30.05.2020	43,985.420	247
31.05.2020	29,784.865	174
01.06.2020	29,518.365	136
02.06.2020	41,281.225	225
03.06.2020	44,967.805	253
04.06.2020	41,255.360	277
05.06.2020	41,835.490	289
06.06.2020	45,585.160	296
07.06.2020	50,776.900	345
08.06.2020	47,518.285	318
09.06.2020	33,428.490	240
10.06.2020	30,780.535	155

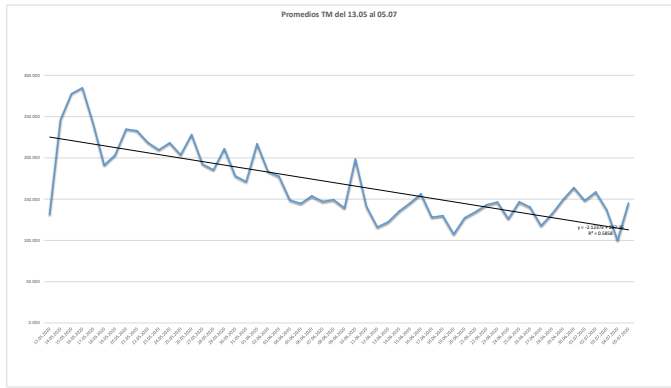
Avance Centro Norte=	85.04%	Días de pesca	Mayo=	54	Promedio Mayo - Junio de la Saldo de la temporada=	38,001.404 TM
Días faltantes según promedio=				9.50		360,924.210 TM
Días REALES Faltantes de la 1ra temporada=				26		

Días Reales de Pesca	Promedios TM Mayo-Junio-Julio 2020
13.05.2020	151.518
14.05.2020	246.133
15.05.2020	277.616
16.05.2020	284.741
17.05.2020	241.060
18.05.2020	191.191
19.05.2020	203.441
20.05.2020	234.699
21.05.2020	232.828
22.05.2020	218.543
23.05.2020	209.716
24.05.2020	218.277
25.05.2020	203.606
26.05.2020	177
27.05.2020	192.467
28.05.2020	185.465
29.05.2020	211.189
30.05.2020	178.079
31.05.2020	171.177
01.06.2020	217.047
02.06.2020	183.472
03.06.2020	177.738
04.06.2020	148.936
05.06.2020	144.759
06.06.2020	154.004
07.06.2020	147.179
08.06.2020	149.429
09.06.2020	139.285
10.06.2020	198.584



11.06.2020	14,020.680	99
12.06.2020	28,599.835	246
13.06.2020	49,754.880	406
14.06.2020	54,591.130	403
15.06.2020	53,175.825	366
16.06.2020	57,708.445	369
17.06.2020	49,707.815	388
18.06.2020	52,941.335	407
19.06.2020	39,457.650	366
20.06.2020	48,192.420	378
21.06.2020	52,289.000	388
22.06.2020	42,831.040	299
23.06.2020	38,088.775	260
24.06.2020	60,189.510	476
25.06.2020	50,360.800	343
26.06.2020	55,103.845	393
27.06.2020	40,493.880	343
28.06.2020	40,999.363	310
29.06.2020	44,384.110	297
30.06.2020	47,398.785	289
01.07.2020	40,080.105	270
02.07.2020	42,223.055	266
03.07.2020	33,109.230	241
04.07.2020	23,169.620	231
05.07.2020	33,027.935	227

Promedios	38,001.413	245
-----------	------------	-----



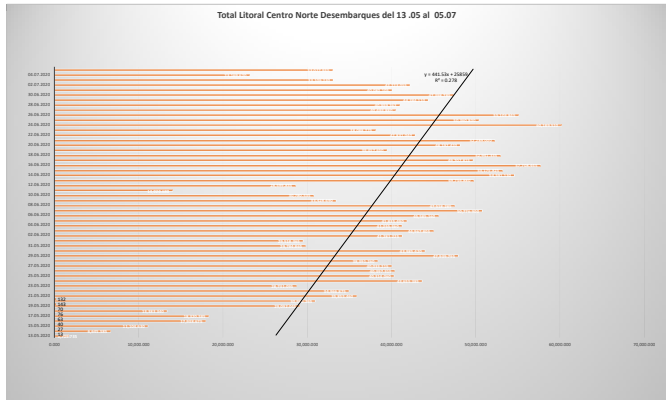
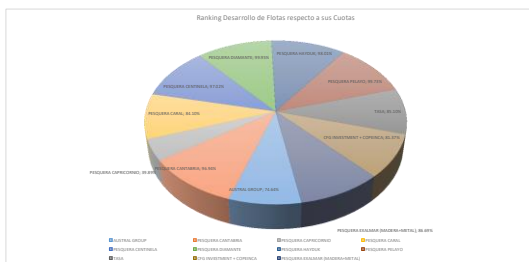
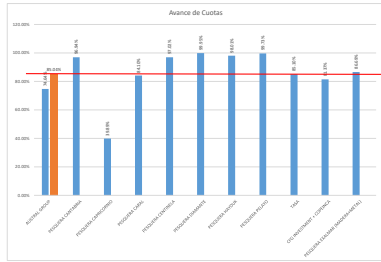
11.06.2020	141.623
12.06.2020	116.259
13.06.2020	122.549
14.06.2020	135.462
15.06.2020	145.289
16.06.2020	156.391
17.06.2020	128.113
18.06.2020	130.077
19.06.2020	107.808
20.06.2020	127.493
21.06.2020	134.765
22.06.2020	143.248
23.06.2020	146.495
24.06.2020	126.449
25.06.2020	146.824
26.06.2020	140.213
27.06.2020	118.058
28.06.2020	132.256
29.06.2020	149.441
30.06.2020	164.010
01.07.2020	148.445
02.07.2020	158.733
03.07.2020	137.383
04.07.2020	100.301
05.07.2020	145.498

- AUSTRAL GROUP
- PESQUERA CANTABRIA
- PESQUERA CAPRICORNIO
- PESQUERA CARAL
- PESQUERA CENTINELA
- PESQUERA DIAMANTE
- PESQUERA HAYDUK
- PESQUERA PELAYO
- TASA
- CFG INVESTMENT + COPEINCA
- PESQUERA EXALMAR (MADERA+METAL)

- 74.64%
- 96.94%
- 39.89%
- 84.10%
- 97.02%
- 99.95%
- 98.01%
- 99.73%
- 85.10%
- 81.37%
- 86.69%

Avance Centro Norte=

85.04%



Análisis de Sensibilidad 4			
Desembarques Diarios por EMPRESAS 05.07.2020			
AUSTRAL GROUP	3,251.650	9	9.85%
CANTABRIA	0.000	0	0.00%
CFG INVESTMENT	1,087.545	3	2.25%
COPEINCA	7,596.310	53	23.00%
CIA PESQUERA DEL PA	248.180	2	0.75%
GRUPO EDP	0.000	0	0.00%
PESQUERA CANTABRIA	1,094.895	3	3.32%
PESQUERA CAPRICORNIO	494.755	6	1.50%
PESQUERA CARAL	0.000	0	0.00%
PESQUERA CENTINELA	999.365	5	3.03%
PESQUERA DIAMANTE	791.665	3	2.40%
PESQUERA EXALMAR	5,996.570	65	18.51%
PESQUERA HAYDUK	3,248.365	34	11.05%
PESQUERA JADA	0.000	0	0.00%
PESQUERA PELAYO	0.000	0	0.00%
PROCESADORA S/A	7,518.235	44	22.76%
TASA			
TOTAL	33,027.935	227	TOTAL

