



07.12.2020	49,706.010	531
08.12.2020	45,523.895	389
09.12.2020	55,577.360	504
10.12.2020	44,494.300	402
11.12.2020	55,918.656	425
12.12.2020	43,780.126	340
13.12.2020	44,842.815	358
14.12.2020	46,224.969	367
15.12.2020	48,343.794	377
16.12.2020	40,788.075	354
17.12.2020	44,852.585	352

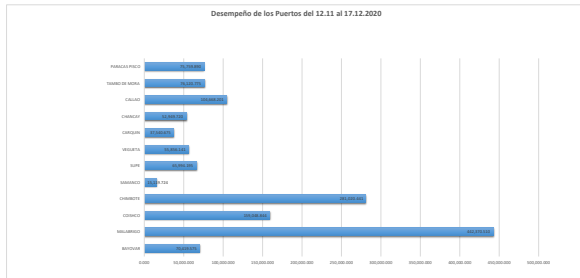
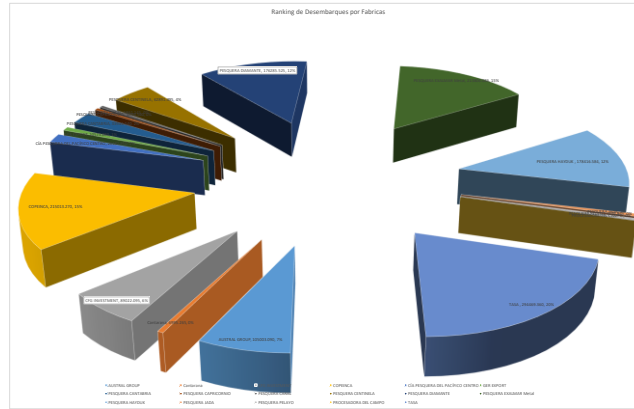
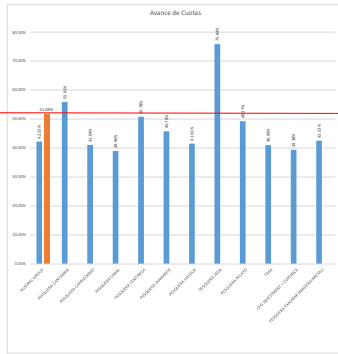
07.12.2020	93.608
08.12.2020	117.028
09.12.2020	112.455
10.12.2020	110.682
11.12.2020	131.573
12.12.2020	128.765
13.12.2020	125.259
14.12.2020	125.954
15.12.2020	128.233
16.12.2020	115.221
17.12.2020	127.422

Promedios	41.051.470	454
-----------	------------	-----

AUSTRAL GROUP	42.23%
PEQUERA CANTABRIA	55.91%
PEQUERA CAPRICORNIO	41.04%
PEQUERA CARAL	38.96%
PEQUERA CENTINELA	50.78%
PEQUERA DIAMANTE	45.78%
PEQUERA HAYDUK	41.53%
PEQUERA JADA	75.84%
PEQUERA PELAYO	49.27%
TASA	40.99%
CFG INVESTMENT + COPEINCA	39.38%
PEQUERA EXALMAR (MADERA+METAL)	42.53%

Avance Centro Norte=

51.69%



Análisis de Sensibilidad 4			
Desembarques Diarios por EMPRESAS 17.12.2020			
AUSTRAL GROUP	2857.025	27	6.37%
CANTABRIA	577.850	3	1.20%
CFG INVESTMENT	2784.955	19	6.21%
COPEINCA	8462.230	33	18.87%
CIA PEQUERA DEL PA	855.705	11	1.91%
GER EXPORT	457.195	3	1.02%
PEQUERA CANTABRIA	843.020	5	1.80%
PEQUERA CAPRICORNIO	338.980	5	0.76%
PEQUERA CARAL	295.025	4	0.66%
PEQUERA CENTINELA	2397.085	29	5.34%
PEQUERA DIAMANTE	4746.380	26	10.58%
PEQUERA EXALMAR	6046.310	74	13.40%
PEQUERA HAYDUK	5550.495	49	12.37%
PEQUERA JADA	437.145	6	0.97%
PEQUERA PELAYO	62.525	1	0.14%
PROCESADORA DEL	0.000	0	0.00%
TASA	8140.620	57	18.15%
TASA	8140.620	57	18.15%
TOTAL	44.852.585	352	

