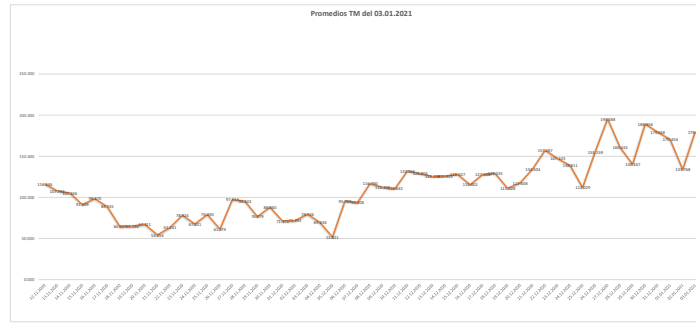




09.12.2020	56,602.750	504
10.12.2020	44,589.010	403
11.12.2020	56,566.215	428
12.12.2020	43,932.140	341
13.12.2020	44,842.815	358
14.12.2020	46,224.925	367
15.12.2020	48,394.205	378
16.12.2020	40,737.055	353
17.12.2020	45,299.385	395
18.12.2020	42,905.960	332
19.12.2020	36,861.275	332
20.12.2020	32,930.290	280
21.12.2020	36,719.635	273
22.12.2020	35,490.485	232
23.12.2020	37,658.365	256
24.12.2020	34,008.760	245
25.12.2020	18,932.890	169
26.12.2020	27,618.315	178
27.12.2020	51,777.705	265
28.12.2020	38,827.085	242
29.12.2020	30,416.280	217
30.12.2020	38,357.970	203
31.12.2020	34,240.100	191
01.01.2021	33,749.885	198
02.01.2021	22,339.300	167
03.01.2021	29,250.410	163

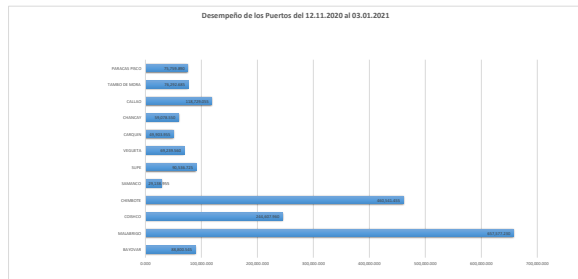

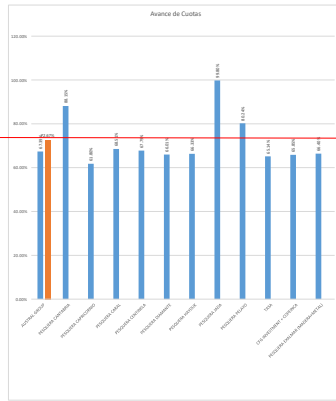


09.12.2020	112.307
10.12.2020	110.643
11.12.2020	132.164
12.12.2020	128.804
13.12.2020	125.259
14.12.2020	125.953
15.12.2020	128.027
16.12.2020	115.402
17.12.2020	127.604
18.12.2020	129.235
19.12.2020	111.028
20.12.2020	117.608
21.12.2020	134.504
22.12.2020	157.287
23.12.2020	147.103
24.12.2020	138.811
25.12.2020	112.029
26.12.2020	155.159
27.12.2020	195.388
28.12.2020	160.443
29.12.2020	140.167
30.12.2020	188.956
31.12.2020	179.268
01.01.2021	170.454
02.01.2021	133.768
03.01.2021	179.450

Promedios	38.135.973	374
-----------	------------	-----

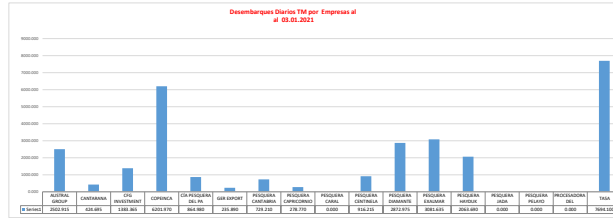
AUSTRAL GROUP	67.39%
PESQUERA CANTABRIA	88.15%
PESQUERA CAPRICORNIO	61.80%
PESQUERA CABAL	68.51%
PESQUERA CENTINELA	67.79%
PESQUERA DIAMANTE	66.01%
PESQUERA HAYDUK	66.33%
PESQUERA JADA	99.80%
PESQUERA PELAYO	80.24%
TASA	65.14%
CFG INVESTMENT + COPIENCA	65.85%
PESQUERA EXALMAR (MADERA+METAL)	66.40%

Avance Centro Norte: 72.67%



Análisis de Sensibilidad 4			
Desembarques Diarios por EMPRESAS 03.01.2021			
AUSTRAL GROUP	2502.915	9	8.56%
CANTABRIA	424.695	3	1.40%
CFG INVESTMENT	1383.365	8	4.73%
COPIENCA	6201.970	27	21.20%
CIA PESQUERA DEL PA	864.980	6	2.96%
GER EXPORT	235.890	4	0.81%
PESQUERA CANTABRIA	729.210	3	2.49%
PESQUERA CAPRICORNIO	278.770	3	0.95%
PESQUERA CABAL	0.000	0	0.00%
PESQUERA CENTINELA	916.215	6	3.13%
PESQUERA DIAMANTE	2872.975	14	9.82%
PESQUERA EXALMAR	3081.635	34	10.54%
PESQUERA HAYDUK	2063.690	13	7.06%
PESQUERA JADA	0.000	0	0.00%
PESQUERA PELAYO	0.000	0	0.00%
PROCESADORA DEL	0.000	0	0.00%
TASA	7694.100	33	26.30%
TOTAL	29.250.410	163	





**Análisis de Sensibilidad 5 : De la Flota Pesquera en el Perú que poseen Fabricas del 12.11 al 03.01.2021**

Días de pesca Nov-Dic=	<b>53</b>	Avance General	<b>72.67%</b>	3/01/2021	Fin de la Pesca	31/01/2021
promedio=	<b>19.93</b>					
Días faltantes 2da Tempo.	<b>28</b>					

Desembarques	Cuota	Pesca	Saldo	% de Avance	Avance	Promedio de	Días Faltantes	Fecha	Cierre	Promedio Diario
PEQUERA JADA (Acabo 22.12.2020)	13,727.09	13,700.300	26.790	99.80%	1.88%	0.10	3/01/2021	3/01/2021	258.50	
PEQUERA CAPRICORNIO	17,479.54	10,802.170	6,677.370	61.80%	1.17%	32.76	3/01/2021	4/02/2021	203.81	
PEQUERA PELAYO	17,932.67	14,389.060	3,543.610	80.24%	1.51%	13.05	3/01/2021	16/01/2021	271.49	
PEQUERA CABRAL	19,341.02	13,251.360	6,089.660	68.51%	1.23%	24.36	3/01/2021	27/01/2021	250.03	
PEQUERA CANTABRIA	48,858.97	43,070.880	5,788.090	88.15%	1.66%	7.12	3/01/2021	10/01/2021	812.56	
PEQUERA CENTINELA	66,729.66	45,233.250	21,496.410	67.79%	1.28%	25.19	3/01/2021	28/01/2021	853.46	
PEQUERA HAYDUK	182,824.77	122,843.750	59,981.020	67.19%	1.27%	25.88	3/01/2021	28/01/2021	2317.81	
AUSTRAL GROUP	194,171.32	130,858.790	63,312.530	67.39%	1.27%	25.64	3/01/2021	28/01/2021	2469.03	
PEQUERA DIAMANTE	236,308.23	155,980.600	80,327.630	66.01%	1.25%	27.29	3/01/2021	30/01/2021	2943.03	
P. EXALMAR (MADERA+METAL)	287,423.44	190,835.330	96,588.110	66.40%	1.25%	26.83	3/01/2021	29/01/2021	3600.67	
TASA	393,837.19	275,170.040	118,667.150	69.90%	1.32%	22.82	3/01/2021	25/01/2021	5191.89	
CFG INVESTMENT + COPEINCA	469,837.98	309,367.030	160,470.950	65.85%	1.24%	27.49	3/01/2021	30/01/2021	5837.11	
<b>TOTAL</b>	<b>1,948,271.88</b>	<b>1,325,502.560</b>	<b>622,769.320</b>	<b>68.03%</b>						

