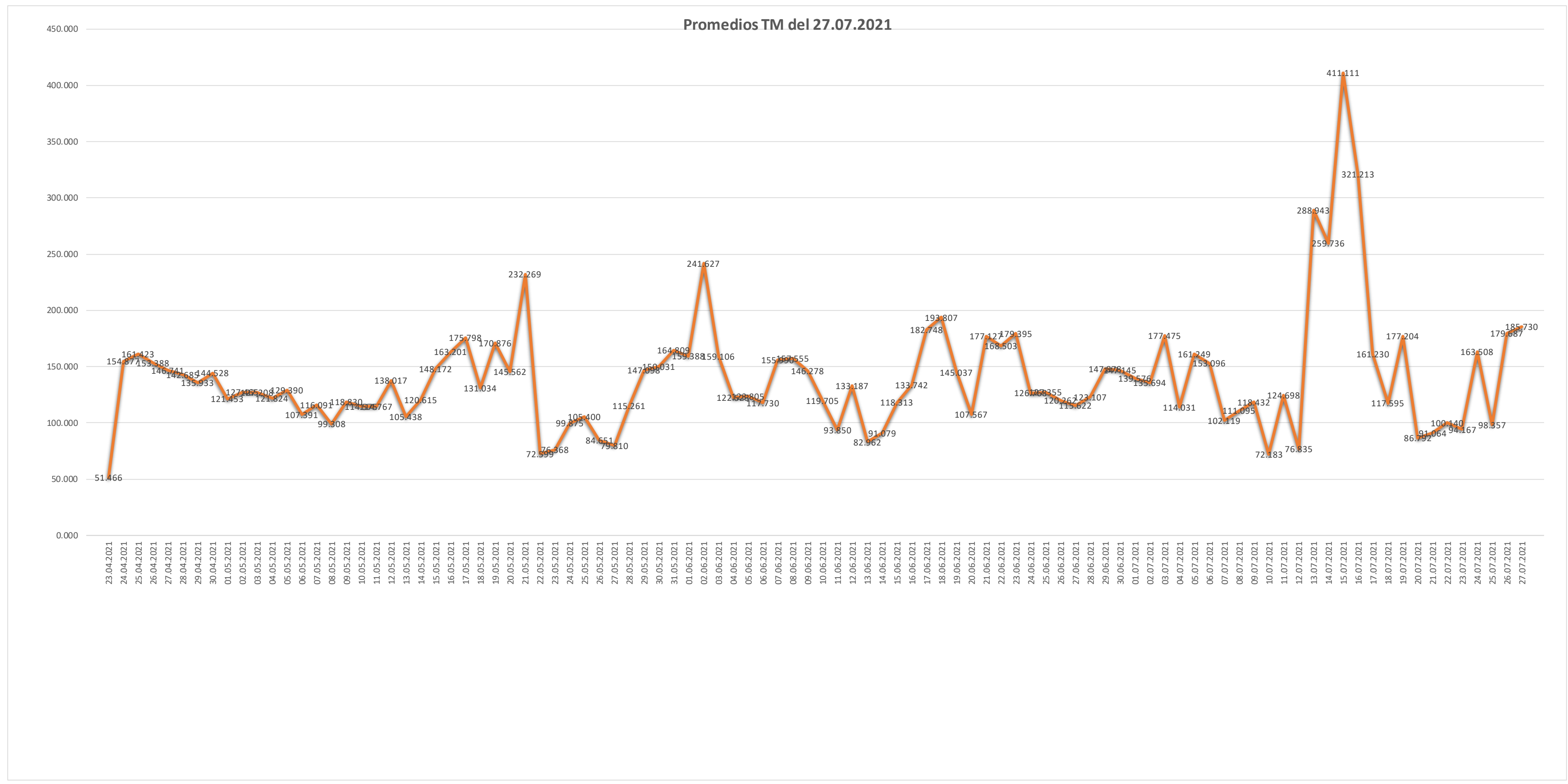


26.05.2021	41,224.969	487
27.05.2021	38,149.001	478
28.05.2021	43,914.568	381
29.05.2021	45,600.451	310
30.05.2021	48,610.160	324
31.05.2021	39,389.360	239
01.06.2021	29,327.465	184
02.06.2021	12,322.980	51
03.06.2021	22,593.045	142
04.06.2021	41,290.086	337
05.06.2021	38,874.910	314
06.06.2021	32,375.784	275
07.06.2021	39,465.405	253
08.06.2021	33,874.268	215
09.06.2021	34,521.558	236
10.06.2021	23,222.779	194
11.06.2021	15,860.607	169
12.06.2021	19,578.469	147
13.06.2021	15,679.845	189
14.06.2021	11,475.955	126
15.06.2021	29,105.028	246
16.06.2021	22,736.137	170
17.06.2021	28,143.217	154
18.06.2021	31,784.291	164
19.06.2021	28,717.343	198
20.06.2021	9,250.767	86
21.06.2021	9,387.725	53
22.06.2021	12,806.260	76
23.06.2021	19,554.060	109
24.06.2021	12,042.981	95
25.06.2021	19,485.378	153
26.06.2021	16,596.145	138
27.06.2021	19,424.461	168
28.06.2021	19,450.884	158
29.06.2021	18,188.945	123
30.06.2021	19,864.519	135
01.07.2021	19,680.202	141
02.07.2021	18,047.257	133
03.07.2021	26,088.769	147
04.07.2021	12,885.542	113
05.07.2021	17,253.647	107
06.07.2021	15,309.560	100
07.07.2021	7,454.671	73
08.07.2021	4,999.285	45
09.07.2021	3,552.974	30
10.07.2021	2,959.515	41
11.07.2021	3,865.650	31
12.07.2021	2,228.220	29
13.07.2021	866.830	3
14.07.2021	3,636.310	14
15.07.2021	6,988.885	17
16.07.2021	4,175.775	13
17.07.2021	3,385.825	21
18.07.2021	3,057.475	26
19.07.2021	6,379.360	36
20.07.2021	1,562.250	18
21.07.2021	2,731.930	30
22.07.2021	3,204.475	32
23.07.2021	1,883.330	20
24.07.2021	327.015	2
25.07.2021	1,475.350	15
26.07.2021	1,078.120	6
27.07.2021	557.190	3

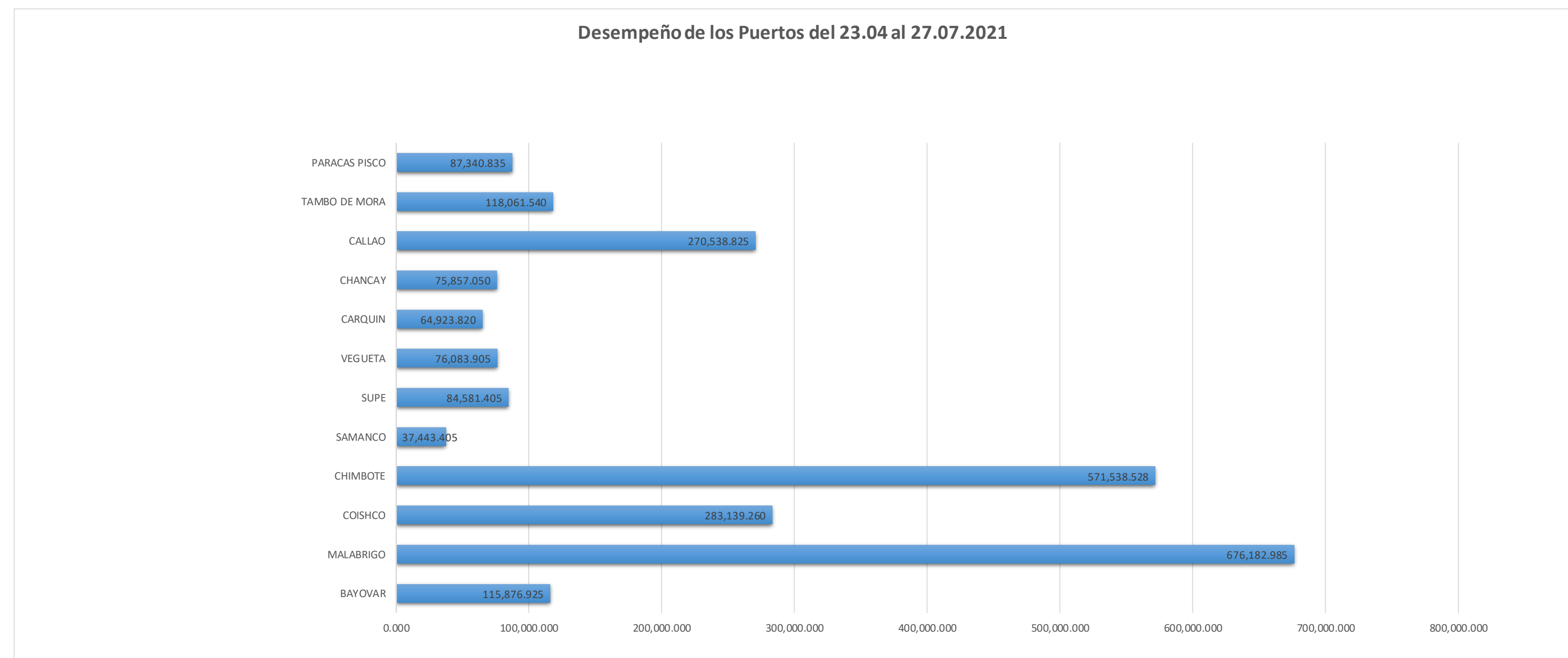
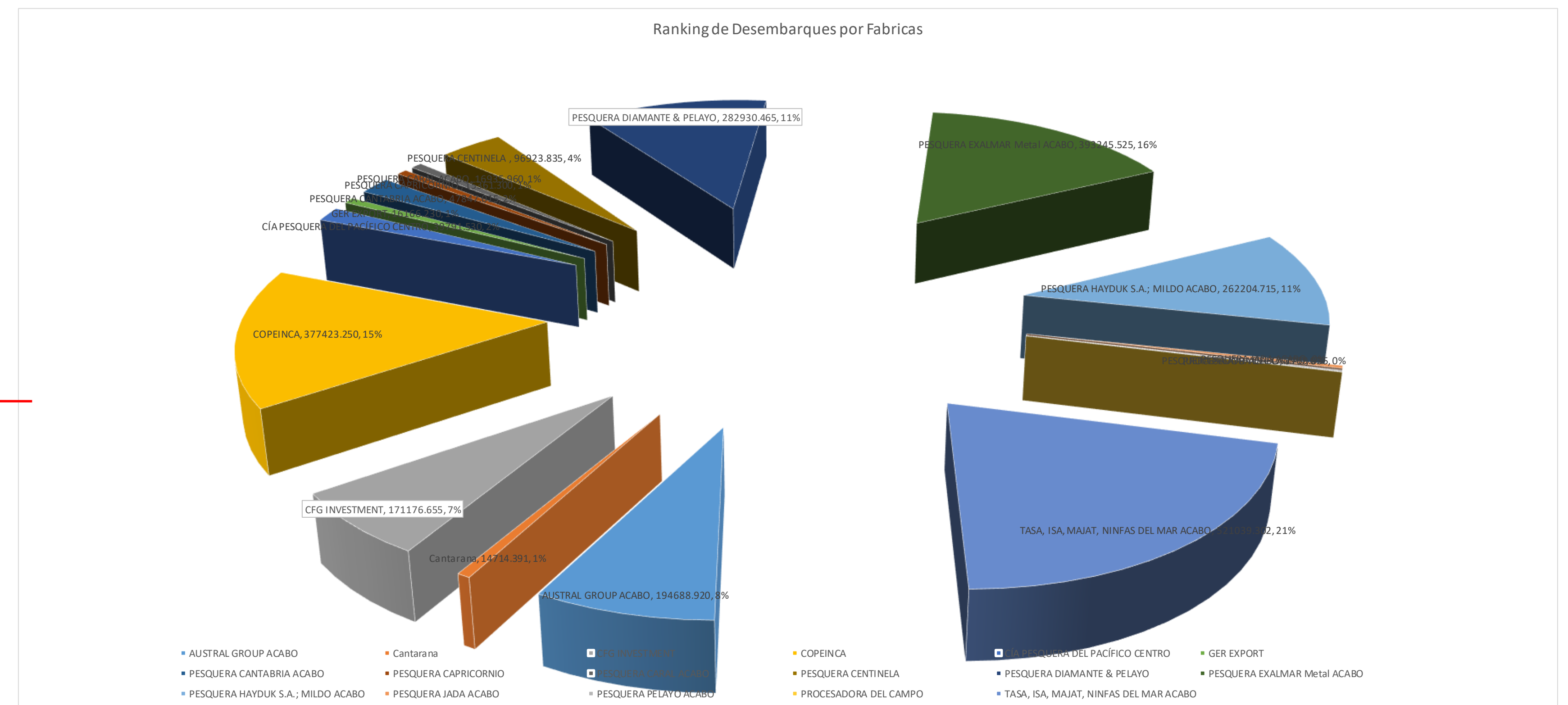
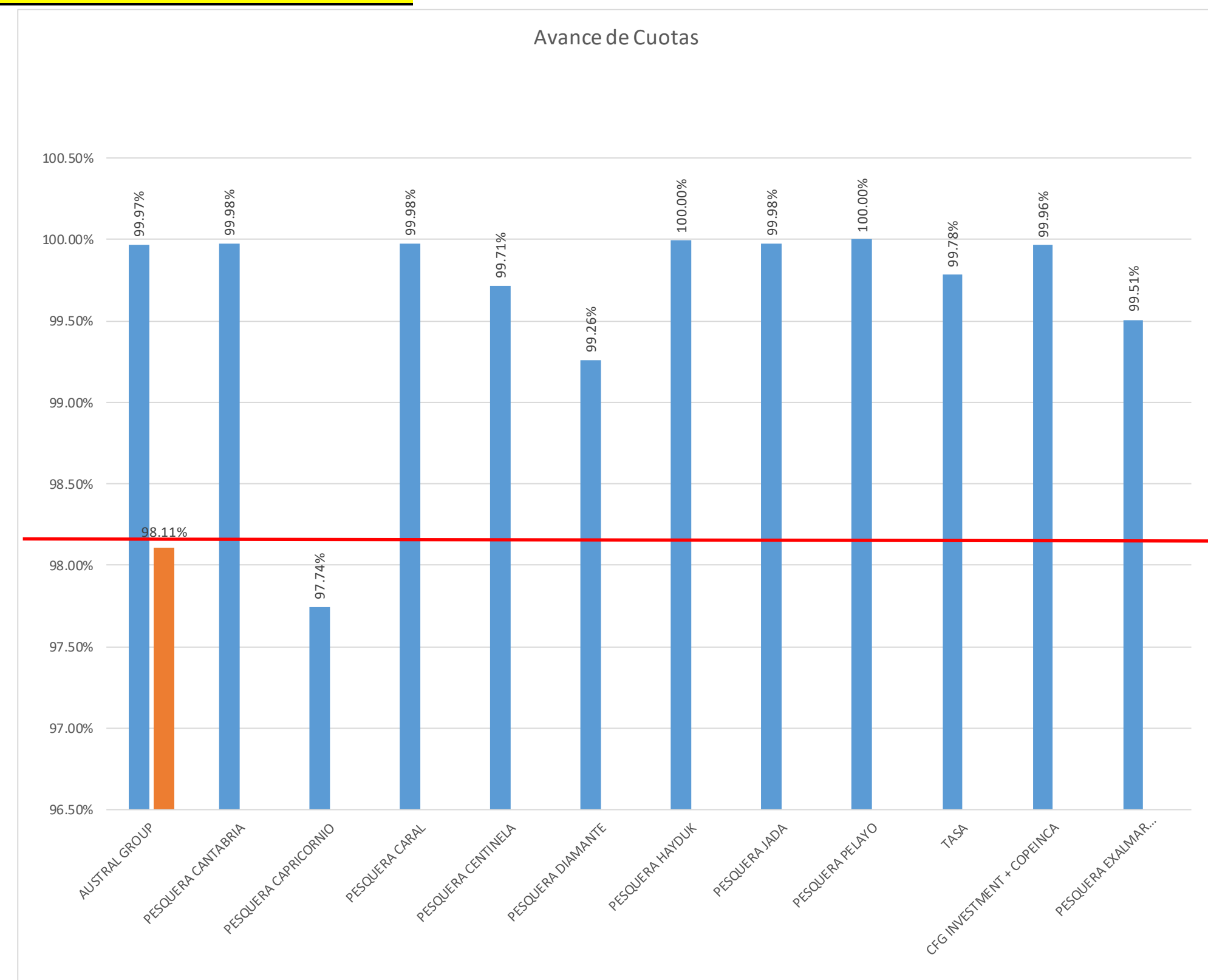


26.05.2021	84.651
27.05.2021	79.810
28.05.2021	115.261
29.05.2021	147.098
30.05.2021	150.031
31.05.2021	164.809
01.06.2021	159.388
02.06.2021	241.627
03.06.2021	159.106
04.06.2021	122.523
05.06.2021	123.805
06.06.2021	117.730
07.06.2021	155.990
08.06.2021	157.555
09.06.2021	146.278
10.06.2021	119.705
11.06.2021	93.850
12.06.2021	133.187
13.06.2021	83.962
14.06.2021	91.079
15.06.2021	118.313
16.06.2021	133.742
17.06.2021	182.748
18.06.2021	193.807
19.06.2021	145.037
20.06.2021	107.567
21.06.2021	177.127
22.06.2021	168.503
23.06.2021	179.395
24.06.2021	126.768
25.06.2021	127.355
26.06.2021	120.262
27.06.2021	115.622
28.06.2021	123.107
29.06.2021	147.878
30.06.2021	147.145
01.07.2021	139.576
02.07.2021	135.694
03.07.2021	177.475
04.07.2021	114.031
05.07.2021	161.249
06.07.2021	153.096
07.07.2021	102.119
08.07.2021	111.095
09.07.2021	118.432
10.07.2021	72.183
11.07.2021	124.698
12.07.2021	76.835
13.07.2021	288.943
14.07.2021	259.736
15.07.2021	411.111
16.07.2021	321.213
17.07.2021	161.230
18.07.2021	117.595
19.07.2021	177.204
20.07.2021	86.792
21.07.2021	91.064
22.07.2021	100.140
23.07.2021	94.167
24.07.2021	163.508
25.07.2021	98.357
26.07.2021	179.687
27.07.2021	185.730

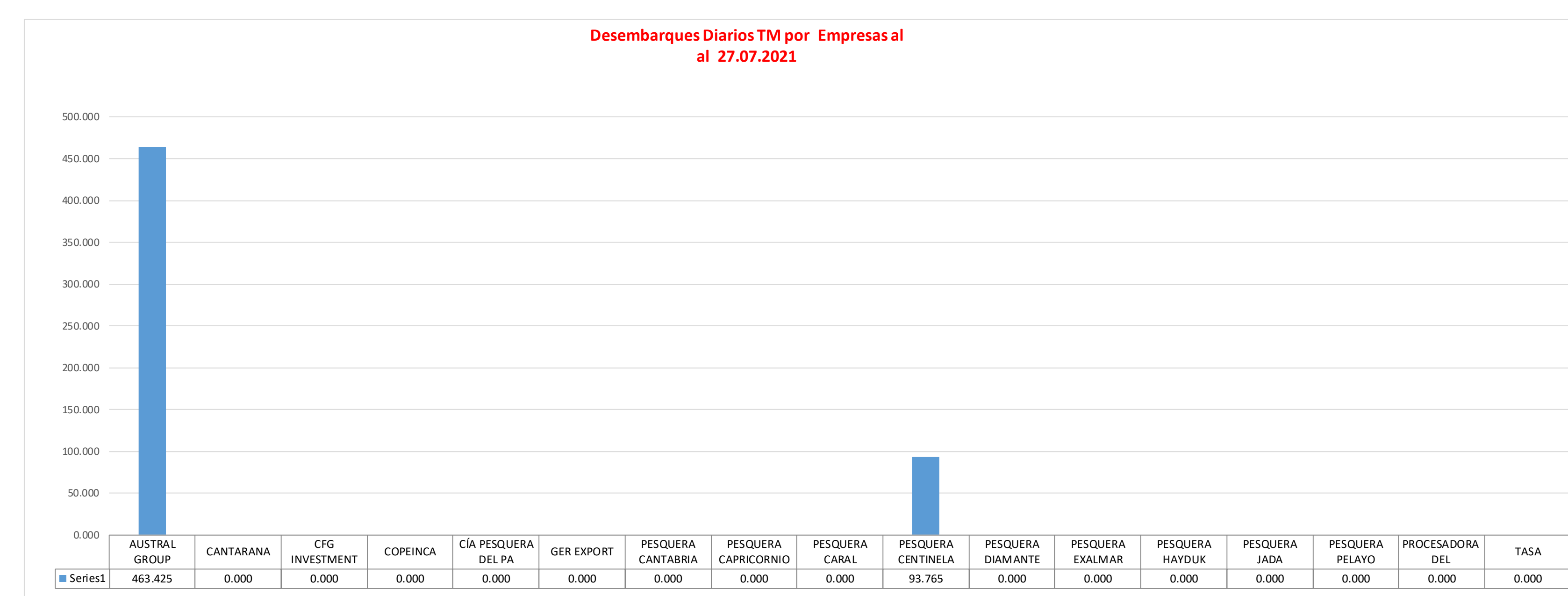
Promedios **25,132.078** **199**

AUSTRAL GROUP	99.97%
PESQUERA CANTABRIA	99.98%
PESQUERA CAPRICORNIO	97.74%
PESQUERA CARAL	99.98%
PESQUERA CENTINELA	99.71%
PESQUERA DIAMANTE	99.26%
PESQUERA HAYDUK	100.00%
PESQUERA JADA	99.98%
PESQUERA PELAYO	100.00%
TASA	99.78%
CFG INVESTMENT + COPEINCA	99.96%
PESQUERA EXALMAR (MADERA+METAL)	99.51%

Avance Centro Norte= **98.11%**



Análisis de Sensibilidad 4			
Desembarques Diarios por EMPRESAS 27.07.2021			
AUSTRAL GROUP	463.425	2	83.17%
CANTABRIA	0.000	0	0.00%
CFG INVESTMENT	0.000	0	0.00%
COPEINCA	0.000	0	0.00%
CA PESQUERA DEL PA	0.000	0	0.00%
GER EXPORT	0.000	0	0.00%
PESQUERA CANTABRIA	0.000	0	0.00%
PESQUERA CAPRICORNIO	0.000	0	0.00%
PESQUERA CARAL	0.000	0	0.00%
PESQUERA CENTINELA	93.765	1	16.83%
PESQUERA DIAMANTE	0.000	0	0.00%
PESQUERA EXALMAR	0.000	0	0.00%
PESQUERA HAYDUK	0.000	0	0.00%
PESQUERA JADA	0.000	0	0.00%
PESQUERA PELAYO	0.000	0	0.00%
PROCESADORA DEL CAMPO	0.000	0	0.00%
TASA	0.000	0	0.00%
TOTAL	557.190	3	



Análisis de Sensibilidad 5 : De la Flota Pesquera en el Perú que poseen Fabricas del 23.04 al 27.07.2021.

Dias de pesca Abr-May-Jun-Jul=	96
promedio=	1.85
Dias REALES Faltantes de la 1ra temporada=	4

Avance General **98.11%** 27/07/2021 Fin de la Pesca 31/07/2021

Desembarques	Cuota	Pesca	Saldo	% de Avance	Promedio de Avance	Dias Faltantes	Fecha Aproximada de Cierre	Promedio Diario
PESQUERA JADA	12,388.94	12,385.860	3.080	99.98%	1.04%	1.00	27/07/2021	129.019
PESQUERA CAPRICORNIO	15,775.59	15,419.590	355.998	97.74%	1.02%	0.00	27/07/2021	160.621
PESQUERA PELAYO	9,596.97	9,596.970	0.000	100.00%	1.04%	0.00	27/07/2021	99.968
PESQUERA CARAL	17,455.61	17,451.300	4.315	99.98%	1.04%	-4.29	27/07/2021	181.784
PESQUERA CANTABRIA	44,095.68	44,084.800	0.000	99.98%	1.04%	0.02	27/07/2021	459.217
PESQUERA CENTINELA	60,224.73	60,052.400	172.331	99.71%	1.04%	0.00	27/07/2021	625.546
PESQUERA HAYDUK	169,161.25	169,161.250	0.000	100.00%	1.04%	0.00	27/07/2021	1762.096
AUSTRAL GROUP	175,243.11	175,182.930	60.182	99.97%	1.04%	0.00	27/07/2021	1824.822
PESQUERA DIAMANTE	229,458.26	227,759.190	1,699.070	99.26%	1.03%	1.00	27/07/2021	2372.492
P. EXALMAR (MADERA+METAL)	330,743.90	329,112.820	1,631.080	99.51%	1.04%	1.00	27/07/2021	3428.259
TASA	384,211.30	383,374.460	836.840	99.78%	1.04%	0.00	27/07/2021	3993.484
CFG INVESTMENT + COPEINCA	424,037.21	423,884.590	152.618	99.96%	1.04%	0.00	27/07/2021	4415.464
TOTAL	1,872,392.55	1,867,466.160	4,915.515	99.74%				

